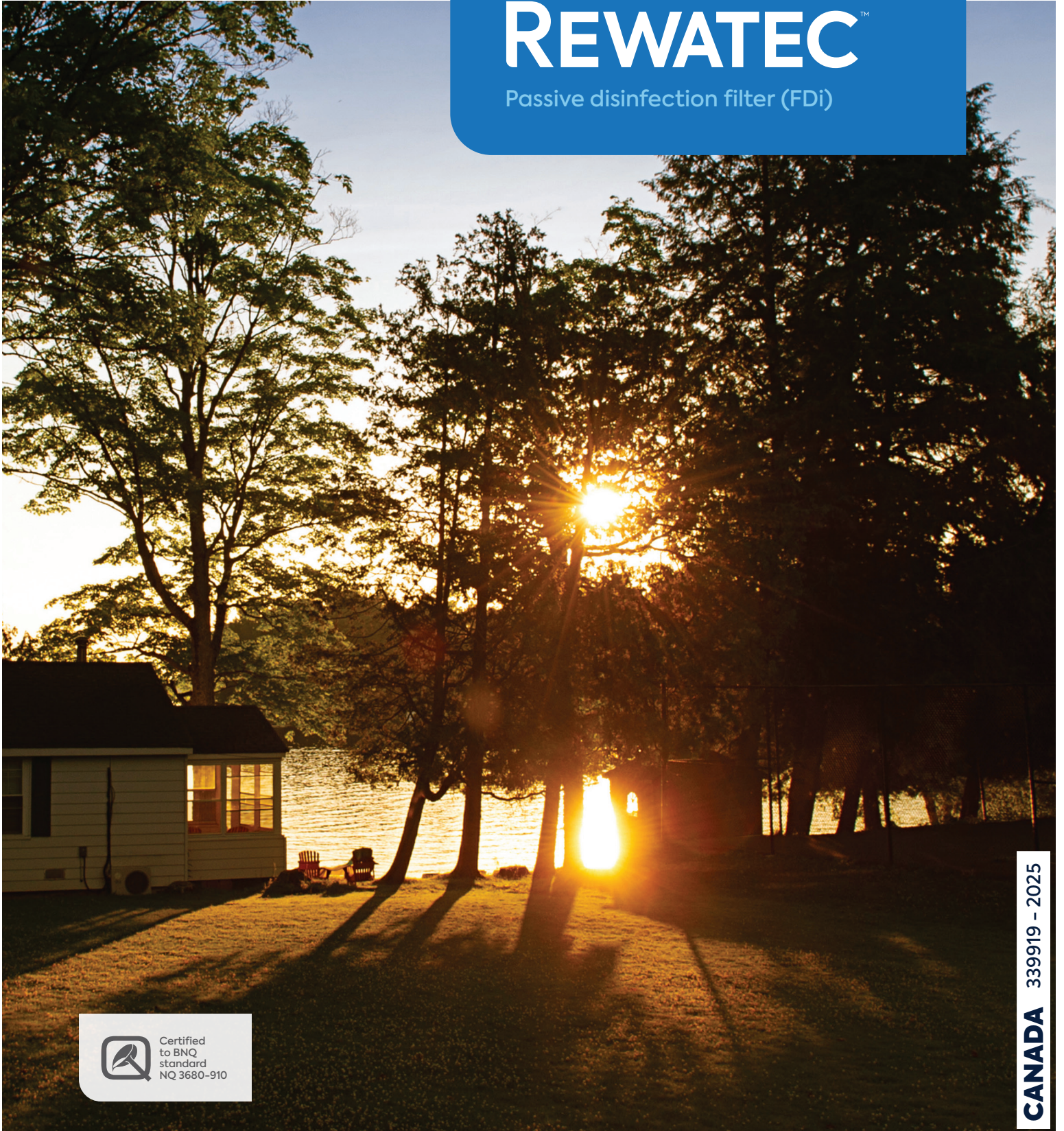




Owner's
manual

REWATEC™

Passive disinfection filter (FDi)



Certified
to BNQ
standard
NQ 3680-910

CANADA 339919 - 2025

TABLE OF CONTENTS

PREAMBLE	5
1. Operating principle	5
2. Operating guidelines	7
2.1 Type of wastewater that can be treated	7
2.2 Recommendations	7
2.3 What you must know	8
2.4 System start-up	8
3. Rewatec passive disinfection filter (FDi) features	9
4. Maintenance.....	9
4.1 Primary treatment and effluent filter	9
4.2 Ecoflo compact biofilter	10
4.3 Rewatec passive disinfection filter (FDi)	10
5. Sampling	10
6. What to do in case of... ..	10
6.1 An activated alarm	10
6.2 A prolonged power failure	10
6.3 Flooding	10
6.4 Backflow	11
6.5 Odours	11
Annex 1 Certificate of warranty for the Rewatec passive disinfection filter (FDi)	12
Annex 2 Ecoflo compact biofilter models	14
Annex 3 Notice of change of property ownership	15



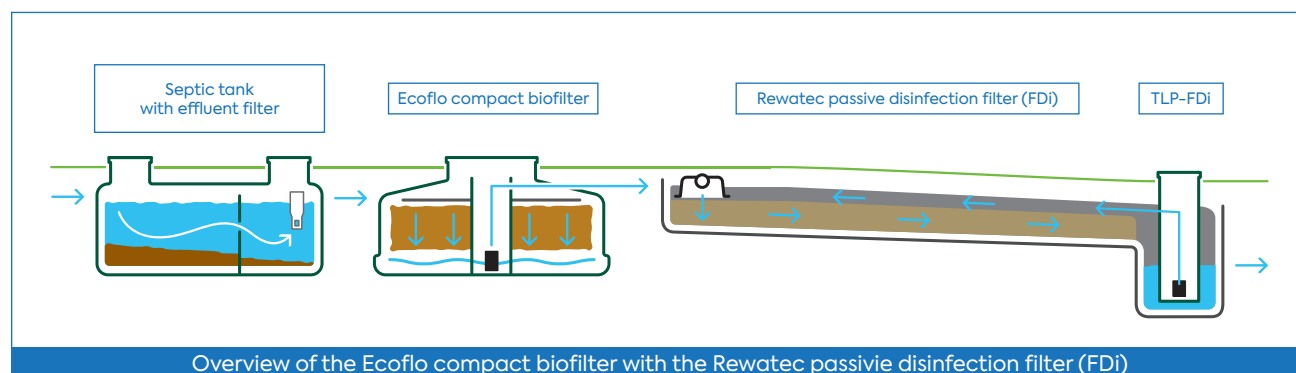
Owner's manual |

Rewatec passive disinfection filter (FDi)

Congratulations on purchasing the **Rewatec passive disinfection filter (FDi)**! When you choose the Rewatec FDi, you are choosing to help protect water sources and to preserve our planet for future generations. The Rewatec FDi paired with the Ecoflo compact biofilter constitutes a tertiary treatment system with disinfection certified Class V according to the NQ 3680-910 standard. The system includes a septic tank, an effluent filter, the Ecoflo compact biofilter, and the Rewatec FDi.

This manual contains information on the operation, operating guidelines, maintenance, and warranties of the Rewatec FDi. All information relating to the operation, operating guidelines, and maintenance of the septic tank, effluent filter, and the Ecoflo compact biofilter can be found in the Ecoflo compact biofilter owner's manual. For additional information, please contact Premier Tech at 1-800-632-6356 or visit our website at PT-WaterEnvironment.com.

1. OPERATING PRINCIPLE



The Rewatec passive disinfection filter (FDi) is designed to reduce the concentration of pathogenic organisms in the Ecoflo compact biofilter's effluent for sites where it is impossible for wastewater to infiltrate through an absorption bed or polishing field. The components of the Rewatec FDi are a waterproof membrane with a built-in wastewater distribution system, a bed of filtering sand with an aeration device, a collection system for treated effluent, and a pumping station to recirculate treated wastewater and to allow for the sampling of treated effluent.

Effluent from the Ecoflo compact biofilter is directed towards the Rewatec FDi to reach a "tertiary treatment with disinfection" treatment level (Class V). The Rewatec FDi is equipped with an inlet zone that vertically feeds into the sand bed filter. This inlet zone consists of a row of distribution and infiltration chambers from PTWE over an underlying sand layer. Ecoflo compact biofilter units with integrated pumps distribute effluent over the inlet zone through a pump and a distribution and infiltration chambers from PTWE. Ecoflo compact biofilter units with watertight bottoms and no integrated pumps distribute effluent over the inlet zone through the PSA-240L pumping station and a distribution and infiltration chambers from PTWE. Ecoflo compact biofilter units with open or perforated bottoms let effluent percolate through the biofilter unit and reach the Rewatec FDi's inlet zone (placed directly below it) through gravity. These dispersal systems allow for optimal distribution over the entire surface of the Rewatec FDi's inlet zone. After vertically percolating throughout the sand layer of the inlet zone, effluent slowly trickles along the entire length of the Rewatec FDi before being discharged through a collection pipe.

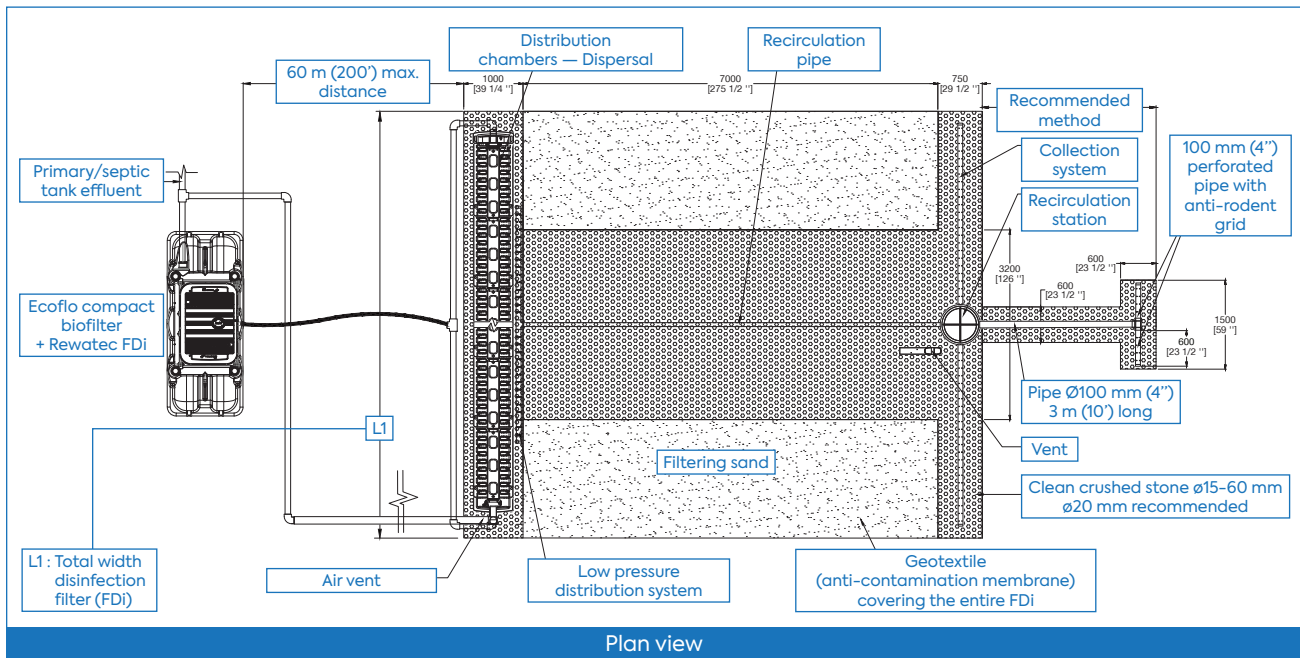
The Rewatec FDi's operating principle allows for the continuous or intermittent use of the system without requiring any particular precaution or affecting the quality of the treatment. However, the owner must comply with the operating guidelines described in this manual.

The Rewatec FDi's dimensions, along with the model and number of the Ecoflo compact biofilter unit (described in Annex 1), are determined either according to the number of bedrooms in a house or to the total daily flow of domestic wastewater from any building.

Rewatec passive disinfection filter (FDi) dimensions

Daily flow	Number of bedrooms	Length of FDi	100% coco Ecoflo compact biofilter		Bi-layer Ecoflo compact biofilter	
			Width of FDi (L1)	Inlet zone width (L2)	Width of FDi (L1)	Inlet zone width (L2)
1,080 L	2 or less	7 m	5.4 m	4.0 m	4.8 m	4 m
1,260 L	3		6.3 m	5.0 m	5.6 m	5 m
1,440 L	4		7.2 m	5.8 m	6.4 m	5 m
1,620 L	4		n/a	n/a	7.2 m	5.8 m
1,800 L	5		9.0 m	8.0 m	8.0 m	8.0 m
2,160 L	6		2 x 5.4 m	2 x 5.0 m	2 x 4.8 m	2 x 4.0 m
2,500 L	6		2 x 6.3 m	2 x 6.0 m	2 x 5.6 m	2 x 4.8 m
3,240 L	-		2 x 8.1 m	2 x 7.5 m	2 x 7.2 m	2 x 5.8 m

See figure below.



The Rewatec passive disinfection filter (FDi) coupled with the Ecoflo compact biofilter is a certified **Class V treatment system** (tertiary treatment system with disinfection), as defined under NQ 3680-910 standard of the Bureau de Normalisation du Québec (BNQ).

2. OPERATING GUIDELINES

2.1 TYPE OF WASTEWATER THAT CAN BE TREATED

By the Ecoflo compact biofilter (advanced secondary treatment system)

Domestic wastewater (for example, wastewater from rural homes not connected to a local sewer system).

By the Rewatec passive disinfection filter (FDi) (tertiary treatment system)

Treated domestic wastewater that must come from a treatment system that includes an Ecoflo compact biofilter unit certified under NQ 3680-910 standard for advanced secondary treatment level (Class III).

Drinking water filtration system

Unless it is a water softener, backwash from a home drinking water filtration system must never enter a wastewater system equipped with the Rewatec passive disinfection filter (FDi).

Water softener

Premier Tech recommends the following actions for homes with water softener systems.

Start with a water test:

- 1) Have your drinking water analyzed by an accredited laboratory.
- 2) Have a drinking water treatment professional design your system based on the results of these analyses.
- 3) Ensure the system you install complies with NSF/ANSI standard 44.

To reduce the frequency of backwash, the volume of water required, and the amount of salt used, we recommend that you:

- Use a demand-initiated regeneration (DIR) water softener system.
- Avoid all-in-one solutions and choose drinking water treatments according to the specific contaminants to be removed (for example, filtering for iron, manganese, etc.).
- Use an upflow softener system.
- Use less than 6 lb of salt/ft³ of resin if you use a downflow softener system.
- Have the system calibrated by a professional to ensure optimal performance.
- Follow the instructions in your system's operation and maintenance guide.

Make sure that your drinking water professional coordinates with a Premier Tech Water and Environment expert, who will assist you with your project.

2.2 RECOMMENDATIONS

Never discharge the following products into sinks, toilets, or directly into your septic system:

- oils and greases
- petroleum products
- paints, solvents, and any other toxic substance
- wax, resins, and any septic tank additives
- anything not easily biodegradable (for instance, coffee beans, cigarette butts, sanitary napkins, tampons, condoms, cotton swabs, etc.)
- pesticides
- pharmaceutical products
- pipe cleaners or large quantities of household cleaning products



Premier Tech also strongly recommends the following precautions:

- NEVER open the lid or enter the TLP-FDi recirculation tank.
- NEVER cover or bury the access lids of your septic system's components. Ensure all septic system lids are at least 50 mm (2") above the surface (grass included).
- NEVER install a riser on the access of the TLP-FDi recirculation tank.
- NEVER connect a drain pipe, roof gutter, sump pump, or air conditioner drain to the septic system.
- NEVER drive a vehicle or place objects weighing more than 225 kg (500 lb) within 3 m (10') of the Rewatec passive disinfection filter (FDi). Keep track of its location and inform anyone responsible for any kind of landscaping work on your property.
- NEVER let any debris or material accumulate over your septic system. The excess weight could damage your septic system and void your warranty.
- NEVER use automatic toilet bowl cleaners.
- NEVER plant trees within 2 m (6' 6") of the Rewatec passive disinfection filter (FDi).

Following these recommendations contributes to the Rewatec passive disinfection filter(FDi)'s proper operation and helps prolong your septic system's lifespan. Failure to follow these recommendations may void your warranty at Premier Tech's discretion.

2.3 WHAT YOU MUST KNOW

Owner's responsibility

The owner must respect all existing laws and regulations regarding the system's effluent quality and its discharge into the environment.

The Rewatec passive disinfection filter (FDi)'s outlet

In the event of any property work (for instance, landscaping, yardwork, etc.), the owner must ensure that the gravel zone at the Rewatec passive disinfection filter (FDi)'s outlet remains intact and that it is never blocked or obstructed.

Keep heavy objects off your septic system

Never operate a vehicle or place objects weighing more than 225 kg (500 lb) within 3 m (10') of the Rewatec passive disinfection filter (FDi). Advise anyone undertaking landscaping work on your property of the location of your septic system. Do not let any material or debris accumulate over your septic system. Failure to follow any of these recommendations can result in damage to your septic system. Premier Tech recommends to keep track of your septic system's components or to mark their location.

About your home

Your home must be equipped with an air vent that is in proper working order. Any plumbing must comply with applicable building code standards. Premier Tech strongly recommends using a 100 mm Ø (4") pipe for the air vent. You must notify Premier Tech and get authorization from local authorities before undertaking any change in the use of your home or any modification to the Ecoflo compact biofilter or to the Rewatec passive disinfection filter (FDi). If this condition is not fully respected, the warranty of the Ecoflo compact biofilter and the Rewatec FDi will be voided at Premier Tech's discretion.

2.4 SYSTEM START-UP

No special action is needed from the owner to start-up the Rewatec passive disinfection filter (FDi). However, the owner must ensure:

- that a professional electrician has made the needed electrical connections
- that the alarm box functions properly
- to comply with the instructions described in the owner's manual

Contact Premier Tech for additional assistance if the this step takes place during a cold season.

3. REWATEC PASSIVE DISINFECTION FILTER (FDi) FEATURES

The Rewatec passive disinfection filter (FDi) uses a recirculation station that returns treated effluent to the inlet zone at the top of the sand filter. The recirculation station is equipped with a pump, an on/off float, and an alarm float. Both the floats and the pump are connected to a control box (DCU-FDi).

The control box must be installed inside the house and be kept visible in case its alarm flashes.

The alarm activates whenever a problem occurs with water recirculation. Whenever the alarm activates, call Premier Tech for assistance. You can then deactivate the alarm by pressing the **“RÉARMEMENT / RESET”** button. This button can also be used to test a recirculation cycle and ensure the Rewatec passive disinfection filter (FDi)’s proper functioning. Simply press and hold down the button for 5 seconds to run a recirculation cycle.

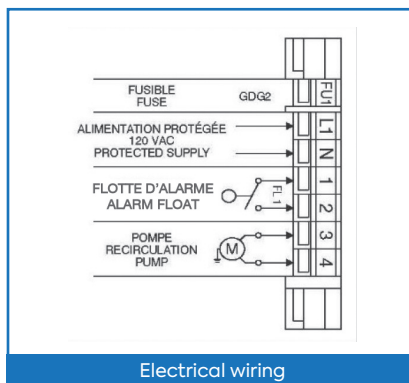
Electrical connections

All electrical connections must be made by a certified electrician. They must also use waterproof wire connectors for the recirculation station’s electrical connection box. Premier Tech recommends installing it outside of the recirculation station and placing it above ground level to protect it from submerging and to keep it easily accessible.


Use one independent circuit breaker for the connection of the DCU-FDi control box. Do not connect anything else to that circuit breaker. The Ecoflo compact biofilter’s electric components must also each be connected to an independent circuit breaker of their own (one independent circuit breaker to operate the pump and one independent circuit breaker for the alarm box). Details for the electrical connections of the Ecoflo compact biofilter are presented in its owner’s manual.



DCU-FDi control box



Electrical wiring



Electrical junction box

4. MAINTENANCE

4.1 PRIMARY TREATMENT AND EFFLUENT FILTER

Under the normal operating conditions described in this manual, an effluent filter that complies with BNQ Standard 3680-905 should operate efficiently for many years. It must be cleaned every time the primary/septic tank is emptied. A service partner or a qualified third party, as referred to in section 1x.2) of the *Regulation respecting waste water disposal systems for isolated dwellings (Q-2, r.22)*, can do this during the annual maintenance. For 100% coco filter Ecoflo treatment systems combined with the Rewatec passive disinfection filter (FDi), the flow regulator must be cleaned to remove any particles or residue that may have stuck to the surface.

Empty your septic tank regularly. This will help keep your septic system in proper working order. The standards regarding the pumping of septic tanks must be respected, as described in the *Regulation respecting wastewater disposal systems for isolated dwellings (Q-2, r.22)*.

If your home is equipped with a garbage disposal or a sewage pump, we strongly recommend emptying your septic tank more frequently. These can increase the amount of sludge in the septic tank and fill it faster than expected. To have a complete record of any maintenance done on your septic system, we recommend keeping the invoice within the owner’s manual as proof of maintenance.

4.2 ECOFLO COMPACT BIOFILTER

Maintenance of the Ecoflo compact biofilter is carried out by a trusted local Premier Tech partner or by a qualified third party as referred to in section 1x.2) of the *Regulation respecting wastewater disposal systems for isolated dwellings (Q-2, r.22)*. Maintenance includes a visual inspection of all septic system components, a performance test to verify the system's operation, and maintenance of the filtering medium. Easy access to your system's lid is essential to perform annual maintenance and to renew its filtering medium once it expires. It is important to never cover or bury the lid.

To receive a maintenance report after each inspection, simply contact Premier Tech at 1 800 632-6356 to provide a valid email address. Maintenance reports should also be kept inside this manual as proof of maintenance and kept in a safe place.

4.3 REWATEC PASSIVE DISINFECTION FILTER (FDi)

Article 87.16 of the *Regulation respecting wastewater disposal systems for isolated dwellings (Q-2, r.22)* stipulates that any tertiary treatment system with disinfection must be installed, used, and maintained in accordance with the manufacturer's manuals. The Rewatec passive disinfection filter (FDi) requires no maintenance. However, annual inspection of its electromechanical components is mandatory, according to the Rewatec FDi's BNQ certification.

5. SAMPLING

According to Article 87.30.1 of the *Regulation respecting wastewater disposal systems for isolated dwellings (Q-2, r.22)*, the owner of a tertiary treatment system with disinfection must have a sample of their system's effluent tested every six months. The owner must send test results within 30 days of their receipt to the local municipality in which the treatment system is installed. The owner must also keep their own copy of the reports for five years to be made available to the Minister upon request.

Premier Tech also provides an effluent analysis service every 6 months. Call us at 1-800-632-6356 to learn more.

6. WHAT TO DO IN CASE OF...



6.1 AN ACTIVATED ALARM

If an alarm is activated for reasons unrelated to a power outage, please contact Premier Tech at 1-800-632-6356 for immediate assistance.



6.2 A PROLONGED POWER FAILURE

Premier Tech recommends certain precautions to protect your septic system and its components during a prolonged winter power outage or if you are planning to shut down your system for the winter season.

Contact Premier Tech at 1-800-632-6356 to learn more about these precautions or about restarting your system.



6.3 FLOODING

Certain sites are prone to flooding or to rising groundwater levels. This can lead to malfunctions in your septic system and may alter its performance. If this happens, please contact Premier Tech at 1-800-632-6356.



6.4 BACKFLOW

Backflow rarely occurs. When it does, a full septic tank is often the cause. Your septic tank's installer or local septic expert can generally take care of the situation. Please contact them for more details.



6.5 ODOURS

The position and physical state of the air vent, as well as other factors unrelated to the wastewater treatment system itself, can prevent the proper dispersion of septic gases and lead to odours. If this happens, please contact Premier Tech at 1-800-632-6356.

**If you have any questions or comments, do not hesitate
to contact Premier Tech at 1-800-632-6356.**



PT Water and Environment

+1 800 632-6356

info.ptwe.na@premiertech.com

PT-WaterEnvironment.com



The information contained in this document was up-to-date and consistent with the information available at the time of publication. Premier Tech Ltd. makes no warranties or representations as to its accuracy. Because of its continuous improvement policy, Premier Tech Ltd. and its affiliated companies reserve the right to change and/or discontinue the manufacture of any product and/or modify technical data and prices, for any reason whatsoever and at its sole discretion, without further notice and without liability to anyone in this regard. ECOFLO®, REWATEC™, PREMIER TECH®, and PREMIER TECH & DESIGN™ are trademarks of Premier Tech Ltd. or its affiliates.

© 2024 Premier Tech Ltd. All rights reserved.

ANNEX 1 | CERTIFICATE OF WARRANTY FOR THE REWATEC PASSIVE DISINFECTION FILTER (FDi)

1. PREAMBLE

Premier Tech Technologies Ltd. (hereinafter called "Premier Tech") is proud to provide its customers with an exclusive wastewater treatment system guaranteed by an innovative Warranty.

For the application and interpretation of this Warranty, "Customer" shall mean the person who has purchased the Rewatec passive disinfection filter (with or without disinfection tertiary treatment) (hereinafter called "Initial Purchaser"), for a residential installation, as well as any subsequent purchaser (hereinafter called "Subsequent Purchaser(s)"), in accordance with the provisions of section 8 of this Warranty. "Successor(s)" shall mean any other person entitled to exercise the same rights as the Customer under the law.

2. NATURE OF THE WARRANTY

The following warranty is conditional to and only applies if the Rewatec passive disinfection filter (FDi) has been installed by an installer authorized by Premier Tech and used by the Customer in accordance with the installation, maintenance and operation instructions as described in the installation guide and the owner's manual.

2.1 TLP-FDi recirculation tank

Premier Tech warrants the TLP-FDi recirculation tank of the Rewatec passive disinfection filter (FDi) (parts and labour) against any manufacturing defect for a period of ten (10) years from the date of purchase by the Initial Purchaser (proof of purchase required).

2.2 DCU-FDi control panel, pump and floats

Premier Tech also warrants the DCU-FDi control panel, the pump and the floats included with the Rewatec passive disinfection filter (FDi) against any manufacturing defect for a period of three (3) years (parts and labour), from the date of purchase by the Initial Purchaser (proof of purchase required).

2.3 Filtering sand

Premier Tech warrants the filtering sand used for the Rewatec passive disinfection filter (FDi) (parts and labour) for a period of ten (10) years, from the date of purchase by the Initial Purchaser (proof of purchase required), provided that the sand used complies with specifications described in the installation guide.

2.4 Other components

Premier Tech also warrants all other components of the Rewatec passive disinfection filter (FDi) (parts and labour) against any manufacturing defect for a period of one (1) year from the date of purchase by the Initial Purchaser (proof of purchase required).

This conventional warranty is given by Premier Tech to its customers in addition to the legal warranties and is expressly limited to the text of this certificate.

3. NOTICE

For this Warranty to be valid, the Customer must notify Premier Tech in writing immediately upon the appearance of any indication of an anomaly or irregularity in the Rewatec passive disinfection filter (FDi).

Such notice shall be mailed to Premier Tech's Head Office at 1, avenue Premier, Rivière-du-Loup, Québec, G5R 6C1, CANADA, by facsimile at (418) 862-6642 or by email at info.ptwe.na@premiertech.com.

Upon receipt of this notice, Premier Tech shall examine the situation and, if necessary, take appropriate corrective measures in accordance with the terms of this Warranty.

4. GENERAL EXCLUSIONS

The following damages or problems are excluded from the warranty:

- a) Any damage or problem caused by a fortuitous event or "force majeure," such as, without limiting the generality of the foregoing, an earthquake, a flood, frost, hurricane, landslide, explosion or dynamiting;
- b) Any damage or problem caused by the fault or act of a third party including, without limiting the generality of the foregoing, the execution of landscaping work;
- c) Any damage or problem arising from a defective installation carried out by a person trained by Premier Tech, or any installation, modification, correction or addition carried out by a person not trained by Premier Tech;
- d) Any damage or problem arising from any installation, modification, correction or addition to the treatment system carried out after installation of the Rewatec passive disinfection filter (FDi) without prior written approval from Premier Tech;
- e) Any damage or problem caused using a septic tank that does not comply with the applicable regulations and/or with Premier Tech's specifications, as described in the owner's manual;
- f) Any damage or problem, if it is shown that the usage of the Rewatec passive disinfection filter (FDi) was not in accordance with the instructions and guidelines described in the owner's manual;
- g) Any damage or problem, if the maintenance of the Rewatec passive disinfection filter was not carried out by a person authorized by Premier Tech or by a qualified third party as referred to in section 1x.2) of the *Regulation respecting waste water disposal systems for isolated dwellings (Q-2, r.22)*;
- h) Any damage or problem caused by an omission or act of the Customer or the Customer's Successors including, without limiting the generality of the foregoing, refusal to allow access to the system for maintenance;
- i) Any damage or problem, if it is found that the Customer or the Customer's Successors have modified or changed the use of the property serviced by the Rewatec passive disinfection filter (FDi) resulting in the alteration of the nature or quality of wastewater being treated and/or that constitutes a violation of the applicable regulations;
- j) Any damage or problem caused by and/or resulting from the work carried out to access to the Rewatec passive disinfection filter (FDi), including, without limiting the generality of the foregoing, excavation, snow removal or demolition;
- k) Any damage or problem resulting from condition of the site or of the soil and not reported or not properly reported to Premier Tech by the Customer or the person undertaking the site investigation.

5. PARTICULAR EXCLUSIONS

It is further expressly understood that the Customer may not carry out or cause to be carried out any repair or verification of the Rewatec passive disinfection filter (FDi) sold to him before notifying Premier Tech in accordance with the provisions of section 3 of this Warranty and before Premier Tech has visited the site, within a reasonable time following receipt of said notice, to assess the situation.

It is also expressly understood that the Customer may not modify or carry out any corrective measures whatsoever to the Rewatec passive disinfection filter (FDi) sold to him before notifying Premier Tech, in accordance with the provisions of section 3 of this Warranty, and before Premier Tech has visited the site, within a reasonable time following receipt of said notice, to assess the situation.

If the Customer carries out or causes to be carried out repairs, or attempts to repair or to apply corrective measures of any kind whatsoever to the Rewatec passive disinfection filter (FDi) sold to him without prior authorization by Premier Tech, this Warranty shall be considered null and void and Premier Tech shall be considered completely discharged from any and all of its obligations under this Warranty.

This section does not restrict the Customer from having the manual maintenance of the Rewatec passive disinfection filter (FDi) performed by a qualified third party as referred to in section 1x.2) of the *Regulation respecting waste water disposal systems for isolated dwellings (Q-2, r.22)*.

6. INDEMNITIES AND DAMAGES

Subject to the application of the provisions and exclusions provided for in this Warranty, Premier Tech's liability and obligations regarding any corrective measure carried out or any attempt to correct an indicated problem shall be limited to replacing the filter media and/or one or several components of the Rewatec passive disinfection filter (FDi) and to supplying the required labour, if applicable.

7. LIMITATION OF LIABILITY

Premier Tech's compensation or indemnification obligation shall be limited to the provisions of section 6 of this Certificate of Warranty and Premier Tech shall not be held liable for any other damage or loss that may have been suffered or incurred by the Customer or any third party in connection with the Rewatec passive disinfection filter (FDi), its parts and/or components which originate thereof.

No additional warranty, express or implied, hence excluding any direct or indirect consequential damages (not limited to but including third parties loss) concerning the design, sale or use of the Rewatec passive disinfection filter (FDi) and/or services provided by Premier Tech is hereby granted. Premier Tech's liability under its warranty obligation shall in no case exceed the cost of the Rewatec passive disinfection filter (FDi).

8. TRANSFER OF OWNERSHIP

In the event of transfer of ownership, sale, assignment or disposal in any way whatsoever of the Customer's property to a third party, this Warranty shall continue to apply if and only if the Subsequent Purchaser or the Successor confirms, by forwarding the attached "Notice of New Property Owner" to Premier Tech within a reasonable delay, that he/she is the new owner of the property, he/she understands and is aware of the content of this Certificate of Warranty and accepts its terms and conditions.

The person who proceeds with the transfer, sale, assignment or disposal of any way whatsoever of the property undertakes to hand over to the Subsequent Purchaser or the Successor the Certificate of Warranty provided upon completion of the work, as well as the owner's manual and, if applicable, the Maintenance and Environmental Monitoring Program for the Rewatec passive disinfection filter (FDI).

Failure to abide by the terms and conditions of section 8 of this Certificate of Warranty may, at Premier Tech's discretion, render it invalid or to be rejected.

9. INSPECTION

The Customer and/or the Customer's Successors shall allow Premier Tech or its duly authorized representatives to carry out all necessary monitoring and inspections, as required, for implementation of this Warranty.

If the Customer and/or the Customer's Successors notify Premier Tech of an alleged defect or malfunction of the Rewatec passive disinfection filter (FDI) and that, after inspection, it is found that no such defect or malfunction exists, or, that such defect or malfunction is excluded from or does not apply to the Warranty, a minimum charge of \$150.00 plus direct expenses shall be paid by the Customer and/or the Customer's Successors for the cost of the inspection.

10. INTERPRETATION

The terms and conditions of this Warranty shall be interpreted according to and governed by the provisions of this Warranty and the legislation in effect in the Province of Quebec.

11. PRIORITY OF THE CERTIFICATE OF WARRANTY

This Warranty supersedes any contract or understanding, written or verbal, entered between the Customer and Premier Tech. In the event of contradiction between this Warranty and any other documents and/or contracts entered between the Customer and Premier Tech, this Warranty shall prevail.

12. PURCHASERS AND SUCCESSORS

Subject to the provisions of this Warranty and especially those of section 8, this Warranty shall continue to be valid for Subsequent Purchasers and Successors and shall continue to have full effect until the end of the agreed Warranty period provided for in section 2 of this Certificate.

ANNEX 2 | ECOFLO COMPACT BIOFILTER MODELS

PRODUCT LINE

			SECONDARY ADVANCED		TERTIARY TREATMENT		
			Compact sand filter	Sand filter discharging into a watercourse	Rewatec passive disinfection filter (FDi)	Integrated Rewatec UV disinfection unit (DIUV)	Rewatec UV disinfection unit (DIUV) in separate tank
Bedrooms	Hydraulic Capacity	Model					
100% COCO FILTER							
2	1,080 L/d	EC-2.8	✓	✓	✓	✓	✓
3	1,260 L/d	EC-3.4	✓	✓	✓	✓	✓
4	1,440 L/d	EC-3.8	✓	✓	✓	✓	✓
		EC-4.1	✓	✓	✓	✓	✓
5 and 6	2,160 L/d	EC-5.7	✓	✓	✓	✓	✓
6+	2,500 L/d	EC-6.5	✓	✓	✓	✗	✓
	2,810 L/d	EC-7.3	✓	✓	✓	✗	✓
	3,240 L/d	EC-8.4	✓	✓	✓	✗	✓
BI-LAYER FILTER							
2	1,080 L/d	STB-500	✗	✗	✓	✗	✓
		ST-500	✗	✗	✓	✗	✗
3	1,260 L/d	STB-570	✗	✗	✓	✗	✓
4	1,440 L/d	STB-650	✗	✗	✓	✗	✓
		ST-650	✗	✗	✓	✗	✗
4+	1,620 L/d	STB-730	✗	✗	✓	✗	✓
		ST-730	✗	✗	✓	✗	✓
5	1,860 L/d	STB-840	✗	✗	✓	✗	✓

COMPACT SAND FILTER FOR 100% COCO ECOFLO COMPACT BIOFILTER MODELS

Minimum surface area — with maximum hydraulic load of 150 L/m² per day

Bedrooms	Daily flow	Minimum surface area
2	1,080 L/d	7.2 m ²
3	1,260 L/d	8.4 m ²
4	1,440 L/d	9.6 m ²
5	1,800 L/d	12.0 m ²
6	2,160 L/d	14.4 m ²
6+	3,240 L/d	21.6 m ²

ANNEX 3 | NOTICE OF CHANGE OF PROPERTY OWNERSHIP

THIS FORM MUST BE RETURNED TO PREMIER TECH
 1, avenue Premier, Rivière-du-Loup (Quebec) G5R 6C1
 or maintenance.ptwe.na@premiertech.com

Have you recently sold a property serviced by a Premier Tech wastewater treatment system? Please complete the information below to the best of your knowledge to ensure a quick and accurate update of the customer file.

Name			
You are the	<input type="checkbox"/> Previous owner <input type="checkbox"/> New owner	Premier Tech customer number	

Site address serviced by a Premier Tech system								
Civic number		Street		City		Province/State		Postal/Zip Code

Name of the new owner			
------------------------------	--	--	--

Postal address (if different than the site where the system is installed)								
Civic number		Street		City		Province/State		Postal/Zip Code

Preferred language of correspondence	<input type="checkbox"/> French <input type="checkbox"/> English	Preferred method of correspondence	<input type="checkbox"/> Email <input type="checkbox"/> Mail
---	---	---	---

Phone		Phone		Email	
	(cellular)		(other)		

I hereby declare that the residence serviced by a Premier Tech treatment system located at the above address changed ownership on this date:

Date

If you are the PREVIOUS owner:	
<input type="checkbox"/> I have provided the system's owner's manual and the included warranty certificate to the new owners. I have informed them that an annual maintenance is required on the system as per local regulation and to maintain the validity of the product's warranties.	
_____	_____
Signature	Date

If you are the NEW owner:	
<input type="checkbox"/> I hereby declare that I have received and read the owner's manual and warranty certificate and agree to abide by their terms and conditions.	
<input type="checkbox"/> I understand that an annual maintenance is required for all treatment systems as per local regulation and that I must renew my annual maintenance contract with the manufacturer every year (at the latest on December 31st of every year) to benefit from the protections of the product's warranty and ensure compliance of my system.	
_____	_____
Signature	Date

