



# Guide for professionals

## ECOFLO | REWATEC



Certified to CAN/BNQ standard 3680-600



Certified to BNQ standard NQ 3680-910



Certified to NSF/ANSI standard 40 & 245



Made in Canada

# People and Technologies making a difference

Premier Tech brings to life products that help feed, protect, and improve our world:

- **founded in 1923**
- **family business**
- **2,715 team members in North America**
- **5,000 team members worldwide in 28 countries**
- **24 manufacturing facilities in North America**
- **47 factories in 16 countries**



Through its Water and Environment business group, Premier Tech is a world leader in designing and manufacturing sustainable local solutions for:

## Wastewater treatment

Residential

Commercial



## Rainwater harvesting



Together, we make green technologies accessible and continuously innovate to create solutions that last.

# Premier Tech's 360° support

Since 1995, professionals have been the heart of our business.

## IMMEDIATE ASSISTANCE

Experts available Monday to Friday to answer your field questions.



## IN-PERSON FIELD SUPPORT

Experts go on site when challenges cannot be resolved with a video call.



## ACCESSIBLE TRAINING

Online training programs make your installations as simple as possible.





## MOST COMPLETE WARRANTY IN THE INDUSTRY

Since 1995, we have proudly developed sustainable products with warranties that are clear and complete.



## AFTER-SALES SERVICE FROM THE MANUFACTURER

Largest network of local partners to maintain systems and honour warranties.



## PRO SPACE

Quickly find all the documents you need in one place.

- installation guides
- technical data sheets
- technical drawings
- and more

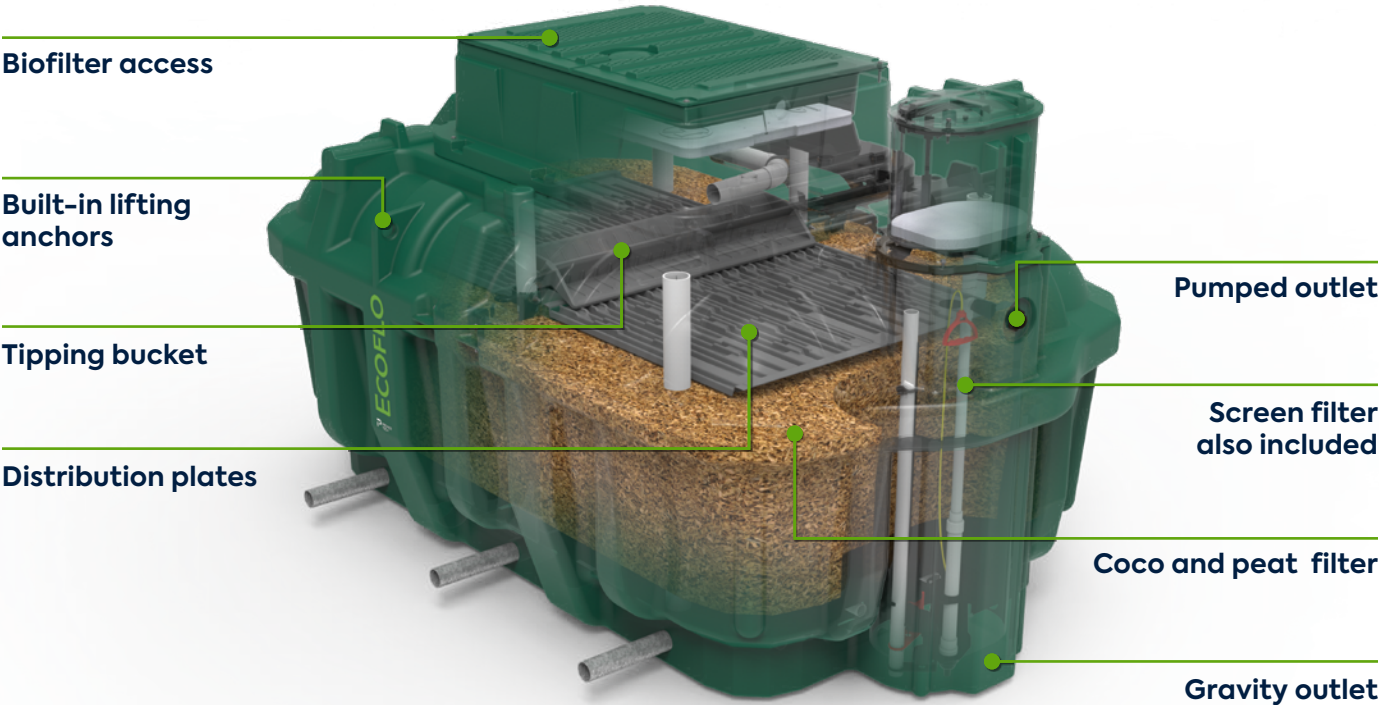


## FULL CUSTOMER SUPPORT

Our teams directly assist customers, so you can concentrate on your work.

# Ecoflo is how we make a sustainable difference. Together.

Join us in the movement to make the world a better, more sustainable place. Protect your client's property and the environment by recommending the Ecoflo biofilter, the most eco-responsible septic system available.



**THE #1 COMPACT FILTER CHOICE!**

VISIT OUR WEBSITE



## > QUICK INSTALLATION

- ready-to-use models
- easy-to-follow instructions
- troubleshooting by our experts

## > MODELS FOR ANY SITE

- options for all soil conditions
- pumped or gravity discharge
- compact models

## > PRODUCT AVAILABILITY

- 14 depots across Ontario
- quality-controlled inventory
- reliable order tracking

## > 10-YEAR TOTAL WARRANTY

- all treatment-related parts and labour
- proper functioning of the filtering medium and its treatment performance
- no clogging or excess sludge

## > OUTPERFORMS STANDARDS

CAN/BNQ Standard 3680-600			
Parameter	Class B-IV Requirement*	Ecoflo Biofilter Effluent†	
		Demand Dose	Timed Dose
<b>TSS</b>	≤ 10 mg/L	3 mg/L	4 mg/L
<b>CBOD<sub>5</sub></b>	≤ 10 mg/L	4 mg/L	4 mg/L
<b>Fecal coliforms</b>	No requirement	—	—

\* 30-day average.

† With coco and peat filtering medium.

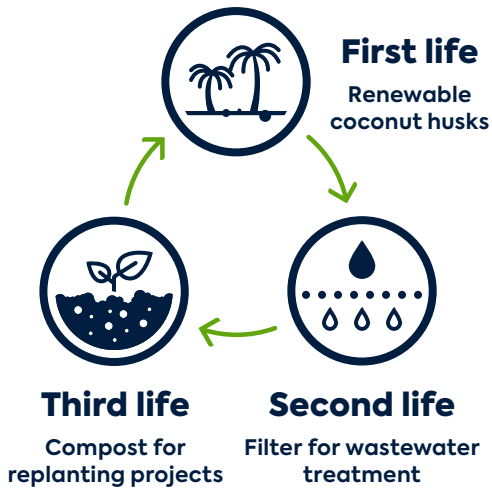
### ANNUAL MAINTENANCE COSTS

\$243 on average in 2022

# Ecoflo advantages for your clients

## NATURAL AND COMPOSTABLE FILTER

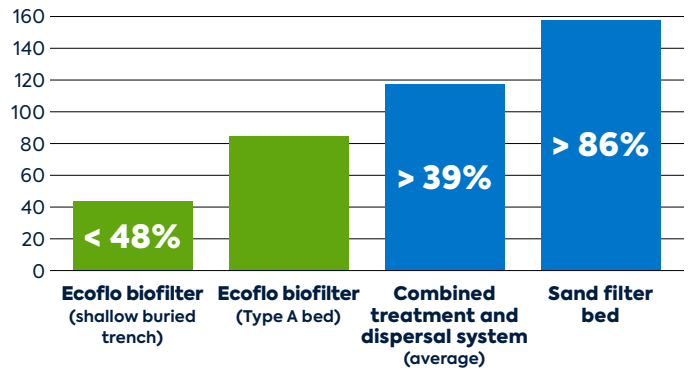
Our system removes pollutants with a bi-layer filter made of coconut husk fragments and peat. Both materials are natural and compostable, and coco is 100% renewable.



## LOWEST CARBON FOOTPRINT

From production and shipping to installation, maintenance, and usage, the Ecoflo biofilter has the lowest carbon footprint of any product on the market.

### Total after 50-year life cycle



#### Notes

- Based on analysis of septic installations in Ontario.
- Systems installed in soil with percolation rate of 30 min/cm and rated for four bedrooms.
- Distances between installations and required materials assumed to be 60 km for filtration sand and stone, 33 km for backfill.
- Ecoflo biofilter installations include two possible scenarios for final dispersal: final dispersal to Type A dispersal bed or final dispersal to shallow buried trench.
- CO<sub>2</sub> emissions for transport of filtering media, dispersal aggregates, and backfill.

## INSTALLED FOR LIFE

- easy installation
- never needs to be moved or replaced
- never damages your client's landscaping

## PEACE-OF-MIND PERFORMANCE

- 24/7 autonomous operation
- never clogs your client's soil or contaminates their property
- worry-free warranty

## BEST LONG-TERM INVESTMENT

- maintains the selling value of your client's property
- no energy bills for wastewater treatment
- no high-priced repairs or hidden costs
- no full-system replacements





# A product supported by the manufacturer

## INFO-SHARING VISIT

After each installation, we visit new owners on site to teach them how the Ecoflo biofilter works, answer their questions, and make sure their septic system is working perfectly.

## ANNUAL MAINTENANCE

We have a province-wide network of partners, annually trained by us to maximize the life of your client's filtering medium and to protect their investment in their septic system.

- 15-point inspection
- filter aeration to promote healthy bacterial activity
- filter scarification to ensure optimal biofiltration

## FILTER REPLACEMENT

By having the filtering medium in their Ecoflo biofilter replaced after 10 to 15 years, your client guarantees their system always protects their property and the environment.

- no excavation required
- no damage to your client's landscaping
- used filters are 100% compostable (unlike petroleum-based filtering media)



## MAINTENANCE FEES 2022

Maintenance	Fee (Excludes Taxes)	Discount
Ecoflo biofilter (Media for Life)	\$243	\$10 early bird discount available*
Double installation	\$446	
Triple installation	\$627	
Filtering medium replacement (Media for Life)†	\$1,200	—

\* \$5 discount for renewals made before January 1, plus \$5 discount for pre-authorized payments.

† Applicable only if the system was regularly maintained by approved service providers.

# ECOFLO<sup>®</sup>

## Polyethylene

### Solution for:

- 2,810 L/d maximum capacity
- sites with limited space
- simple and quick installations

### Advantages:

- ready to use
- compact and lightweight
- integrated pumping chamber
- Type A dispersal bed directly under the tank (perforated bottom only)



**NEVER NEEDS  
ELECTRICITY!**

Perforated bottom and  
gravity discharge

# ECOFLO<sup>®</sup>

## Concrete

### Solution for:

- 3,250 L/d maximum capacity
- all soil types
- high water tables

### Advantages:

- high-strength tank
- install in groundwater up to the inlet pipe (pumped models only)
- one riser of 200 mm (8") allowed



# ECOFLO<sup>®</sup>


## Fibreglass

### Solution for:

- 2,890 L/d maximum capacity
- sites with limited space
- remote locations

### Advantages:

- Type A dispersal bed directly under the tank
- minimal final footprint
- compact and lightweight




# Shallow buried trench (SBT)

Considering final dispersal with a shallow buried trench?  
See why the Ecoflo biofilter is the perfect match!

> EASY TO DESIGN  
AND INSTALL

> NO ADDITIONAL  
STORAGE TANK

> SOLUTIONS  
FOR ANY SITE



**UP TO 42% LESS SPACE**

Compared to Type A bed or  
combined treatment system

## Sustainability

SBTs use less than half of the aggregates and sand required for a Type A dispersal bed.

## Simplicity

By design, the Ecoflo biofilter already provides the internal dosing capacity required for an SBT.

# REWATEC™

## Nitrogen reduction (ECDn)


Our nitrogen reduction option converts ammoniacal nitrogen into nitrogen gas, so you can safely discharge wastewater near ecologically sensitive areas.

### Primary treatment tank (with baffle)

Captures solids and clarifies wastewater.

### Ecoflo biofilter

Filters wastewater through a coco and peat filter. Converts ammoniacal and organic nitrogen into nitrates.



### Flow divider

Returns one portion of treated wastewater to the primary tank, where nitrates transform into harmless nitrogen gas. Discharges the remaining portion for final dispersal.

## COMPACT SIZE

Our nitrogen reduction option is ideal for sites with limited installation space.

## SOLUTIONS FOR ANY SITE

Nitrogen reduction is available with many polyethylene and concrete Ecoflo biofilter models.

## TREATMENT RESULTS

Parameter	NSF Effluent Standard	ECDn Effluent
TSS	< 30 mg/L	2 ± 2 mg/L
CBOD <sub>5</sub>	< 25 mg/L	4 ± 3 mg/L
Total nitrogen reduction	> 50%	54%
pH	6 to 9	7.1

Refer to page 21 for technical information.

# REWATEC™

## Components and accessories

### SEPTIC TANKS

- up to 6,600 L total nominal capacity
- high-strength polyethylene

Refer to page 22  
for technical information.



### PUMPING STATIONS

- up to 255 L effective dosing volume

Refer to page 23  
for technical information.



### PUMPS

- up to 0.5 hp
- reliable and durable

Refer to page 23  
for technical information.



### FLOW DIVIDERS

- pressurized or gravity flow
- two to 10 outlets



### RISERS

- from 150 to 355 mm  
(6" to 14")



# ECOFLO<sup>®</sup>

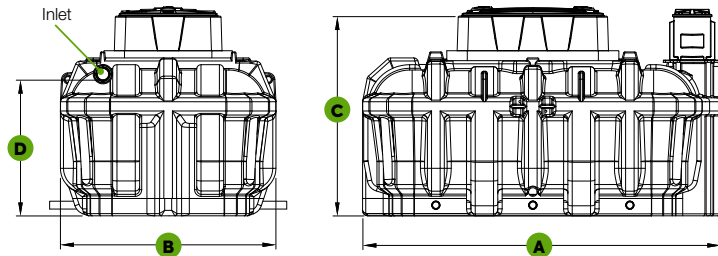
## Polyethylene

### Perforated tank bottom



		ST-570P	ST-730P
Hydraulic capacity with demand dose		1,755 L/d	2,250 L/d
Hydraulic capacity with time dose		2,200 L/d	2,810 L/d
Length	<b>A</b>	3,380 mm (11' 1")	4,130 mm (13' 7")
Width	<b>B</b>	2,000 mm (6' 7")	2,050 mm (6' 9")
Height	<b>C</b>	1,850 mm (6' 1/2")	
Inlet height from bottom	<b>D</b>	1,260 mm (4' 2")	
Riser height allowed		No risers allowed	
Weight <small>Includes internal components and filtering medium</small>		1,120 kg (2,460 lb)	1,355 kg (2,909 lb)

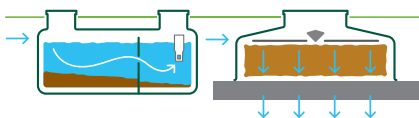
**Water inlet**  
 Ø 100 mm (4") nominal



## TYPICAL INSTALLATIONS

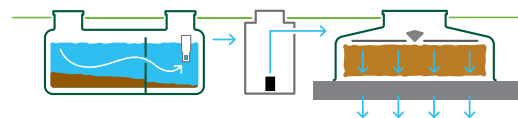
### Demand-dose influent

Direct infiltration to Type A dispersal bed



### Time-dose influent

Direct infiltration to Type A dispersal bed





# ECOFLO<sup>®</sup>

## Polyethylene

### Watertight tank bottom



	STB-570P	STB-570PR	STB-730P	STB-730PR
Hydraulic capacity with demand dose	1,755 L/d		2,250 L/d	
Hydraulic capacity with time dose	2,200 L/d		2,810 L/d	
Length <b>A</b>	3,380 mm (11' 1")		4,130 mm (13' 7")	
Width <b>B</b>	2,000 mm (6' 7")		2,050 mm (6' 9")	
Height <b>C</b>	1,850 mm (6' 1")			
Inlet height from bottom <b>D</b>	1,260 mm (4' 2")			
Gravity water outlet height <b>Eg</b>	76 mm (3")	—	76 mm (3")	—
Pumped water outlet height <b>Ep</b>	—	1,240 mm (4' 1")	—	1,240 mm (4' 1")
Riser height allowed	No risers allowed			
Weight <small>Includes internal components and filtering medium</small>	1,200 kg (2,640 lb)		1,415 kg (3,120 lb)	
Dosing volume	—	870 L	—	1,120 L
Total emergency storage capacity	—	4,370 L	—	6,030 L

#### Water inlet

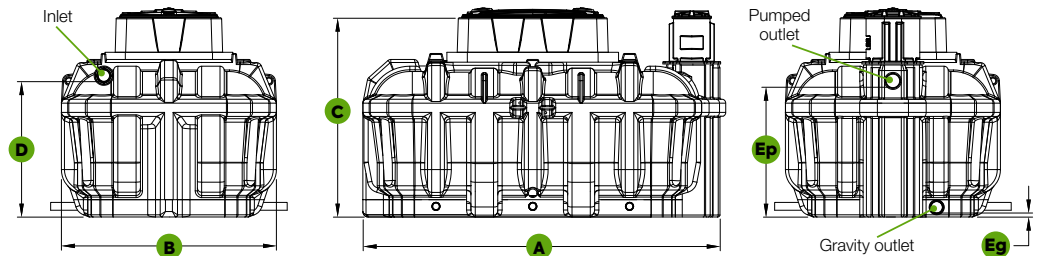
Ø 100 mm (4") nominal

#### Gravity water outlet

Ø 100 mm (4") nominal

#### Pumped water outlet

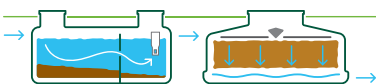
Ø 25 mm (1") nominal



## TYPICAL INSTALLATIONS

### Demand-dose influent

Gravity discharge to Type A or B dispersal bed, or shallow buried trench

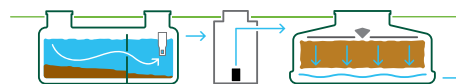


Pumped discharge to Type A or B dispersal bed, or shallow buried trench



### Time-dose influent

Gravity discharge to Type A or B dispersal bed, or shallow buried trench



Pumped discharge to Type A or B dispersal bed, or shallow buried trench



# ECOFLO<sup>®</sup>

## Concrete

### Closed tank bottom



		STB-650B	STB-650BR	STB-840B	STB-840BR
<b>Hydraulic capacity with demand dose</b>		2,000 L/d		2,600 L/d	
<b>Hydraulic capacity with time dose</b>		2,500 L/d		3,250 L/d	
<b>Length</b>	<b>A</b>	3,800 mm (12' 6")		4,910 mm (16' 2")	
<b>Width</b>	<b>B</b>	1,960 mm (6' 5-1/2")		2,097 mm (6' 10-1/2")	
<b>Height</b>	<b>C</b>	1,820 mm (6')		2,025 mm (6' 7-3/4")	
<b>Inlet height from bottom</b>	<b>D</b>	1,250 mm (4')		1,431 mm (4' 8")	
<b>Gravity water outlet height</b>	<b>Eg</b>	150 mm (6")	—	152 mm (6")	—
<b>Pumped water outlet height</b>	<b>Ep</b>	—	1,340 mm (4' 5")	—	1,496 mm (4' 10-9/10")
<b>Riser height allowed</b>		200 mm (8")			
<b>Tank weight</b>		4,000 kg (11,000 lb)		6,850 kg (15,100 lb)	
<b>Filtering medium and internal components weight</b>		400 kg (880 lb)		450 kg (1,000 lb)	
<b>Top slab weight</b>		1,815 kg (4,000 lb)		2,815 kg (6,000 lb)	
<b>Total weight</b> <small>Includes tank, top slab, internal components, and filtering medium</small>		7,200 kg (15,880 lb)	7,210 kg (15,900 lb)	10,115 kg (22,300 lb)	10,125 kg (22,320 lb)
<b>Dosing volume</b>		—	300 L	—	500 L
<b>Retention volume</b> <small>Between bottom of filtering medium and base of tank</small>		—	950 L	—	2,000 L

#### Water inlet

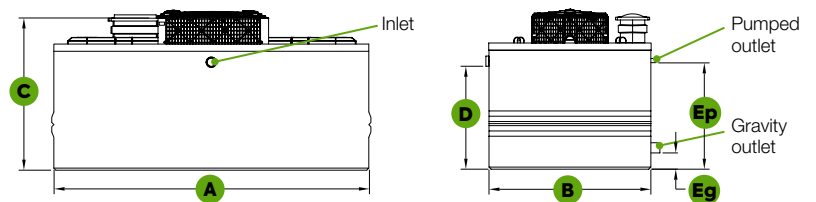
Ø 100 mm (4") nominal

#### Gravity water outlet

Ø 100 mm (4") nominal

#### Pumped water outlet

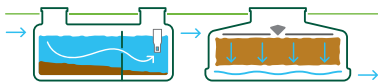
Ø 25 mm (1") nominal



## TYPICAL INSTALLATIONS

### Demand-dose influent

Gravity discharge to Type A or B dispersal bed, or shallow buried trench

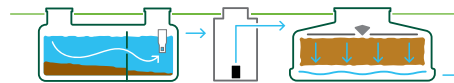


Pumped discharge to Type A or B dispersal bed, or shallow buried trench

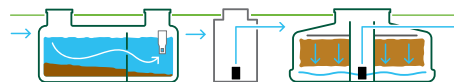


### Time-dose influent

Gravity discharge to Type A or B dispersal bed, or shallow buried trench



Pumped discharge to Type A or B dispersal bed, or shallow buried trench



# ECOFLO<sup>®</sup>

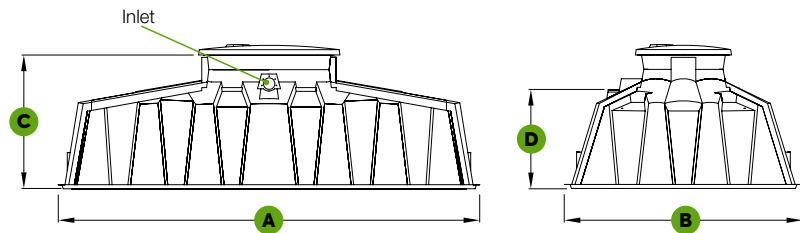
## Fibreglass

### Open tank bottom



		ST-500	ST-650	ST-750
Hydraulic capacity with demand dose		1,600 L/d	2,000 L/d	2,310 L/d
Hydraulic capacity with time dose		2,000 L/d	2,500 L/d	2,890 L/d
Length	<b>A</b>	3,345 mm (11')	4,175 mm (13' 8")	4,675 mm (15' 4")
Width	<b>B</b>	2,361 mm (7' 9")		
Height	<b>C</b>	1,320 mm (4' 4")		
Inlet height from bottom	<b>D</b>	970 mm (3' 2")		
Riser height allowed		No risers allowed		
Weight		115 kg (250 lb)	135 kg (300 lb)	145 kg (320 lb)

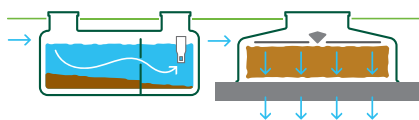
Water inlet  
 Ø 100 mm (4") nominal



## TYPICAL INSTALLATIONS

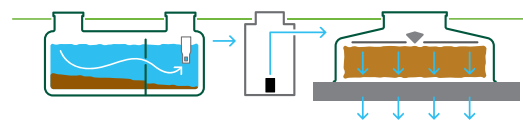
### Demand-dose influent

Direct infiltration to Type A dispersal bed



### Time-dose influent

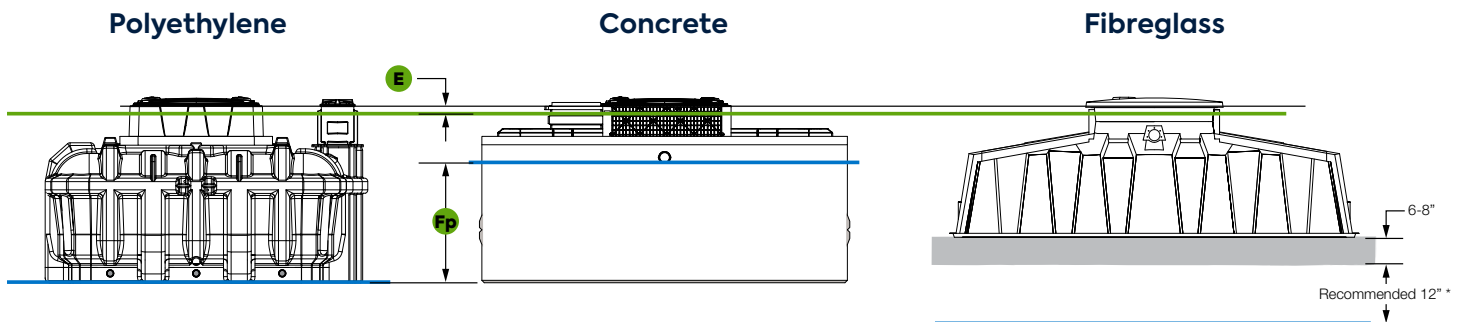
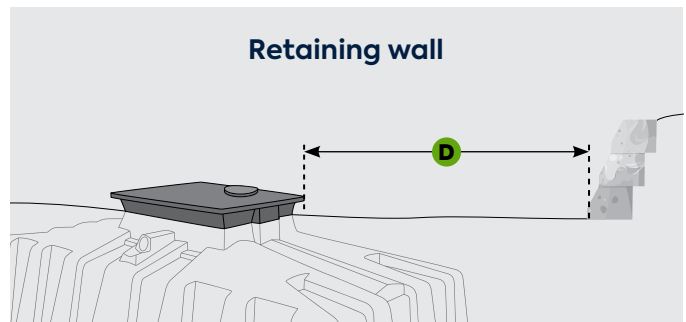
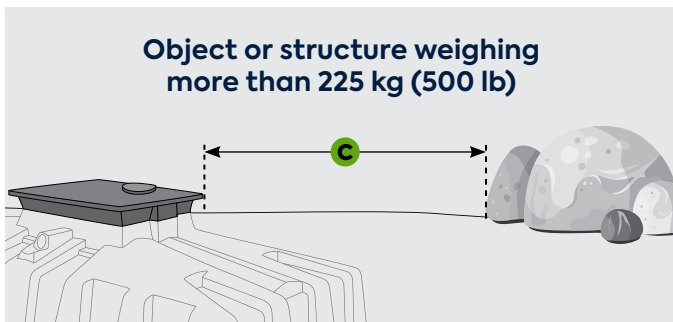
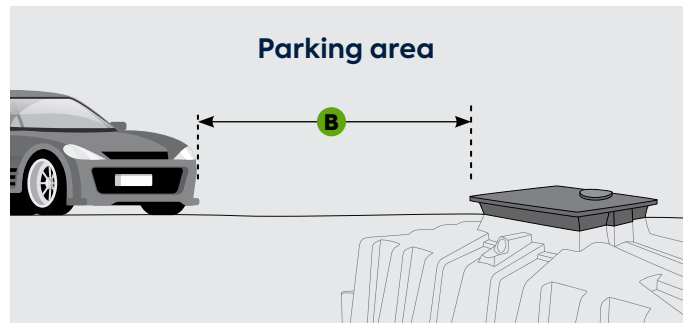
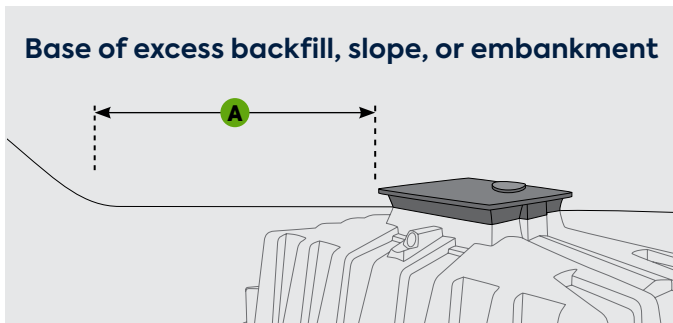
Direct infiltration to Type A dispersal bed



# Recommended distances

We recommend the following distances guidelines. Failure to abide by these guidelines may void the warranty of the installation.

Reference Points		Polyethylene	Concrete	Fibreglass
Base of excess backfill, slopes, or embankments vs. biofilter lid	<b>A</b>	4 m (13')	3 m (10')	5 m (16')
Parking area vs. biofilter lid	<b>B</b>	4 m (13')	3 m (10')	5 m (16')
Object or structure weighing more than 225 kg (500 lb) vs. biofilter lid	<b>C</b>	4 m (13')	3 m (10')	5 m (16')
Retaining wall vs. biofilter lid	<b>D</b>	4 m (13')	3 m (10')	5 m (16')
Finished landscaping vs. base of biofilter lid	<b>E</b>	50 mm (2")		
Tree vs. biofilter lid		—		3 m (10')
Seasonal high groundwater table (SHGT) vs. base of <a href="#">gravity-discharge unit</a>		Do not install in groundwater		
Seasonal high groundwater table (SHGT) vs. base of <a href="#">pumped-discharge unit</a>	<b>Fp</b>	Do not install in groundwater	Up to bottom of inlet pipe	Do not install in groundwater

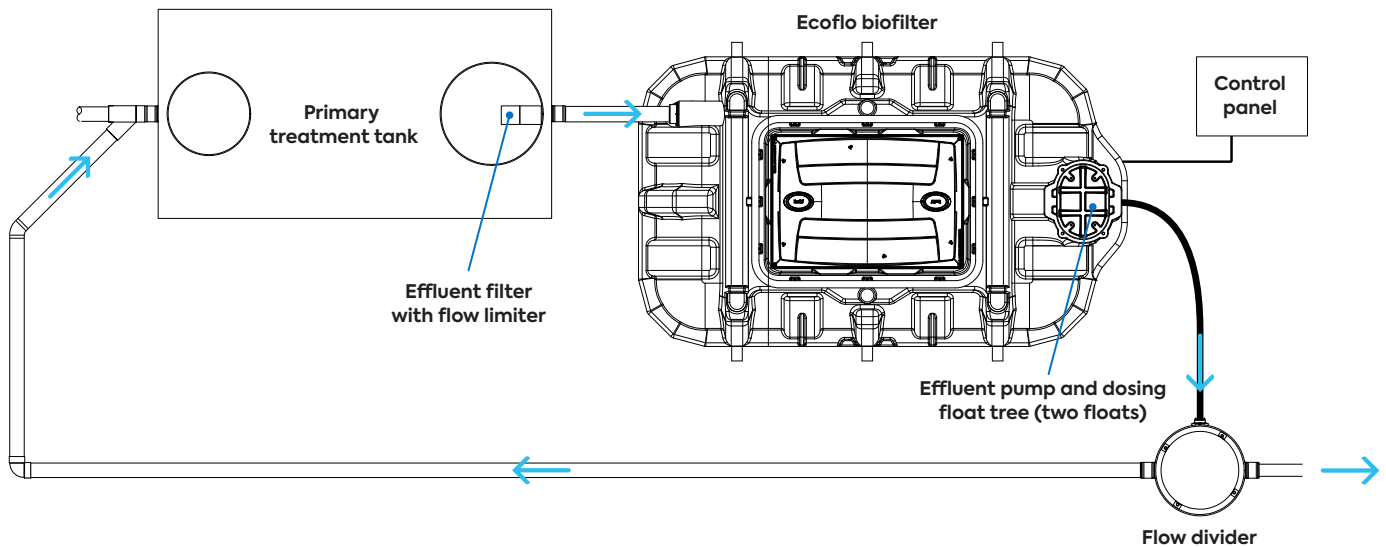


**Legend**    — Finished landscaping    — SHGT

# REWATEC™

## Nitrogen reduction (ECDn)

### TYPICAL INSTALLATION



### ECOFLO COMPATIBILITY

#### Polyethylene

Hydraulic Capacity	Polyethylene Model
1,755 L/d	ECDN-1755-P
2,250 L/d	ECDN-2250-P

#### Concrete

Hydraulic Capacity	Polyethylene Model
2,600 L/d	ECDN-2500-C

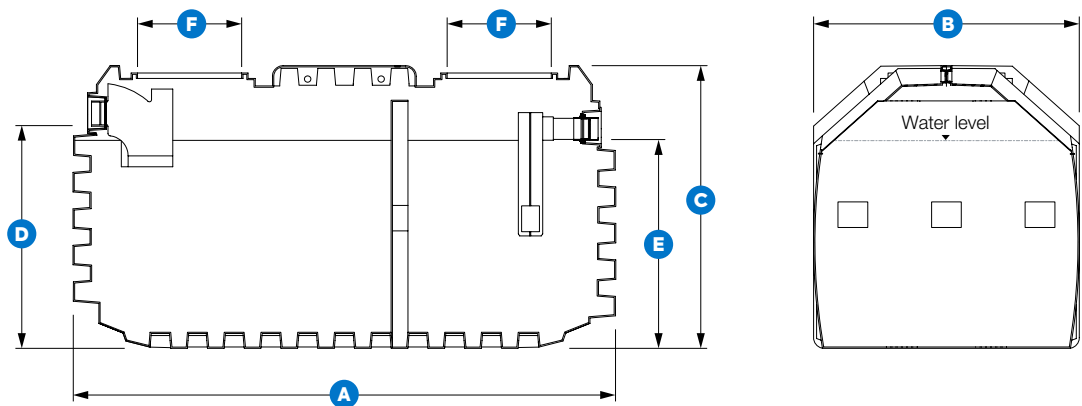
# REWATEC™

## Septic and holding tanks



	Septic Tank with Effluent Filter			Holding Tank*
	PST-420	PST-500	PST-660	PHT-660
<b>Total nominal capacity (holding tank)</b>	4,300 L	4,800 L	6,650 L	
<b>Liquid capacity (septic tank)</b>	<b>A</b> 3,600 L	4,100 L	5,800 L	5,900 L
<b>Length</b>	<b>B</b> 3,777 mm (12' 4-3/4")	2,920 mm (9' 7")	3,965 mm (13')	
<b>Width</b>	<b>C</b> 1,250 mm (4' 1-1/4")	1,330 mm (4' 4-3/8")		
<b>Height</b>	<b>D</b> 1,330 mm (4' 4-3/8")	1,720 mm (5' 7-3/4")	1,890 mm (6' 2-3/8")	
<b>Inlet height</b>	<b>E</b> 1,055 mm (3' 5-1/2")	1,400 mm (4' 7-1/8")		
<b>Outlet height</b>	<b>F</b> 980 mm (3' 2-1/2")	1,320 mm (4' 4")	—	
<b>Openings diameter</b>	470 mm (1' 6-1/2")			
<b>Weight</b>	240 kg (529 lb)	265 kg (584 lb)	325 kg (717 lb)	350 kg (772 lb)
<b>Certification</b>	CSA	BNQ/CSA	BNQ/CSA	CSA

\* Certified for certain applications by Health Canada's Health Products and Food Branch.



# REWATEC™

## Pumping stations

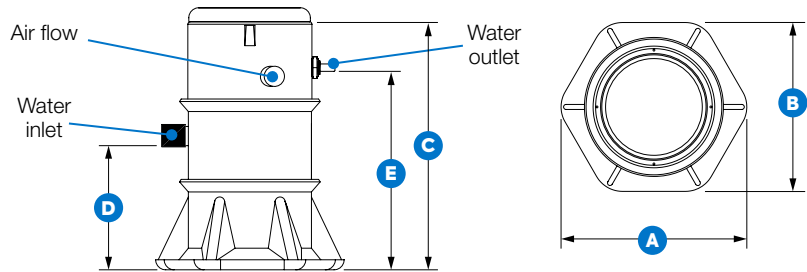


		PSA-240	PSA-240H
<b>Pump</b>		120 V	
<b>Float</b>		On/off pump switch and alarm switch	
<b>Length of base</b>	<b>A</b>	950 mm (3' 1-1/2")	
<b>Width of base</b>	<b>B</b>	865 mm (2' 10")	
<b>Height</b>	<b>C</b>	1,270 mm (4' 2")	1,625 mm (5' 4")
<b>Inlet height</b>	<b>D</b>	635 mm (2' 1")	1,060 mm (3' 5-3/4")
<b>Outlet height</b>	<b>E</b>	1,015 mm (3' 4")	
<b>Riser height allowed</b>		710 mm (2' 4")	
<b>Weight</b>		50 kg (110 lb)	56 kg (123 lb)
<b>Effective dosing volume</b>		150 L	255 L
<b>Total volume</b>		240 L	400 L
<small>At water inlet level</small>			

**Water inlet**  
 Ø 100 mm (4") nominal

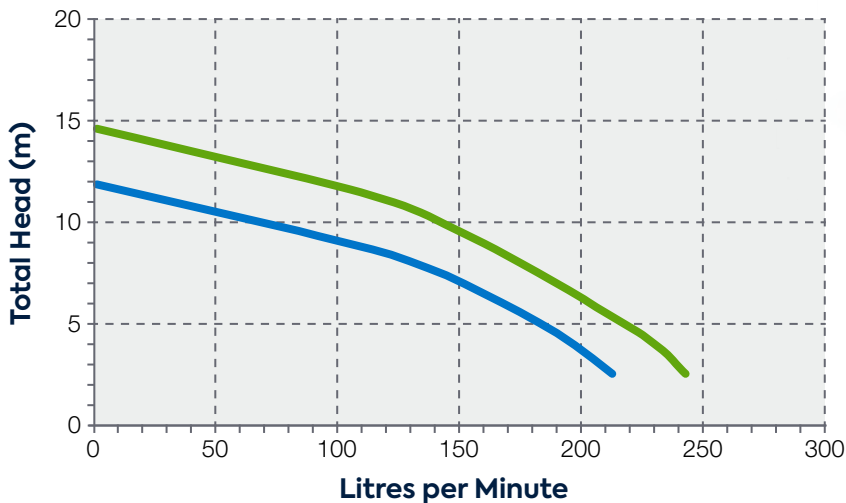
**Water outlet**  
 Ø 38 mm (1-1/2") or  
 Ø 50 mm (2") nominal

**Air flow**  
 Ø 100 mm (4") nominal



## Pumps

### PERFORMANCE CURVE



#### Legend

- Champion 0.4 hp pump  
 (with Ecoflo biofilter and pumping station)  
 6.6 A, 1 phase, 60 Hz, 115 V
- Champion 0.5 hp pump  
 8.5 A, 1 phase, 60 Hz, 115 V



# Premier Tech's 360° support

- exclusive and innovative service offer
- phone or interactive video assistance
- real-time diagnostics
- field support when necessary
- accessible training
- Pro Space dedicated to professionals

## SALES

+1 800 632-6356  
[info.ptwe.na@premiertech.com](mailto:info.ptwe.na@premiertech.com)

## ORDERS

+1 800 632-6356, ext. 16733  
[orders.ptwe.na@premiertech.com](mailto:orders.ptwe.na@premiertech.com)

## MAINTENANCE AND SERVICES

+1 800 632-6356  
[service.ptwe.na@premiertech.com](mailto:service.ptwe.na@premiertech.com)

## Making a difference for water and the environment

At Premier Tech, People and Technologies connect in lasting, transformative ways, giving life to products and services that help feed, protect, and improve our world.

Our team of experts constantly innovates, redefining what is possible through effective, efficient, and sustainable solutions. Driven by a shared passion, we are committed to protecting our resources for the future.



### PT Water and Environment

+1 800 632-6356  
[info.ptwe.na@premiertech.com](mailto:info.ptwe.na@premiertech.com)  
[PT-WaterEnvironment.com](http://PT-WaterEnvironment.com)

- [premiertech.canada.usa](https://www.facebook.com/premiertech.canada.usa)
- [premiertech\\_waterenvironment](https://www.instagram.com/premiertech_waterenvironment)
- Premier Tech Water and Environment
- Premier Tech Water and Environment

The information contained in this document was up-to-date and consistent with the information available at the time of publication. Premier Tech Ltd. makes no warranties or representations as to its accuracy. Because of its continuous improvement policy, Premier Tech Ltd. and its affiliated companies reserve the right to change and/or discontinue the manufacture of any product and/or modify technical data and prices, for any reason whatsoever and at its sole discretion, without further notice and without liability to anyone in this regard. ECOFLO®, REWATEC™, PREMIER TECH®, and PREMIER TECH & DESIGN™ are trademarks of Premier Tech Ltd. or its affiliates. Ecoflo® is protected under patents: CA2499637; US7097768; ES2285173; EP1539325 (BE, FR). Notice issued on 2019-01-11. For current data regarding all patent application(s) and patent(s) for this product or any part thereof, consult the website [patentmarking.premiertech.com](http://patentmarking.premiertech.com) (reference: 3685).